



# Anchorage Youth Indicators Report:

Trends and Comparisons

The American Institutes for Research (AIR)  
Washington, D.C.

Association for Alaskan School Boards  
Anchorage Youth Development Coalition

Funding provided by The Alaska Mental Health Trust Authority  
with support from United Way of Anchorage, Cook Inlet Tribal Council,  
And The Alaska Advisory Board on Alcoholism and Drug Abuse (ABADA)

# Background & Context

Don't waste your time arguing whether the glass is 1/2 empty or  
1/2 full. Each day, every day—do work to FILL THE GLASS!

Promoting Positive Youth Development  
***The Power of Asset Building in Teens***

Monday, November 11, 1996

8:30 am - 4:30 pm

Providence Hospital East Auditorium

3200 Providence Drive • Anchorage, Alaska

*(The Hospital is located near the UAA Campus. The East Auditorium  
is on the lower level, beneath the main lobby of the Hospital.)*

*Presented through collaboration between:*  
The Association of Alaska School Boards



and

Department of Health and Social Services,  
Division of Public Health,  
Section of Maternal, Child, & Family Health



**Promoting the Shared Responsibility for Alaska's Children**



## Methods:

- 1. Establish a Steering committee
- 2. Identify current & past efforts
- 3. Identify available sources of data
- 4. Select actual data indicators to be used
- 5. Identify and select comparison cities
- 6. Gather and compile data
- 7. Produce and refine the report



# Comparison Cities Selected

- 1. San Diego
- 2. Seattle
- 3. Portland
- 4. Minneapolis



# Data Sources Selected

- 1. Youth Risk Behavior Survey (YRBS)
- 2. Center For Disease Control National Vital Statistics System (CDC-NVSS)
- 3. Uniform Crime Reporting Program (UCR)
- 4. AK Department of Education & Early Development – SBAs & HSGQE
- 5. School Climate & Connectedness Survey (SCCS)



## Youth Outcomes & Indicators Selected

- Substance Use
- Mental Health
- Physical Health
- Sexual Health
- Violence and Delinquency
- Safety
- Academic Achievement
- Environmental Factors
- School Climate and Connectedness Factors
- Community Support/Environment
- Social & Emotional Learning



# Limitations of the Study

- 1. Active parent consent severely limits the number of youth data instruments and the age of youth surveyed.
- 2. Most of youth data instruments are deficit based and do not track precisely targeted Youth Development outcomes
- 3. Limited pool of comparison cities and comparison YRBS local data.




# A Quick Summary of the Results

- 1. Anchorage youth started with higher levels of risk behaviors.
- 2. Nationwide, youth risk behaviors have decreased during the past 18 years.
- 3. Anchorage youth improved faster than the national average on most items.
- 4. Anchorage youth are currently above the national average on 1/2 of the items.
- 5. Anchorage youth are worse than the national average on no items.



# 2013 YRBS ASD vs National Findings Summarized

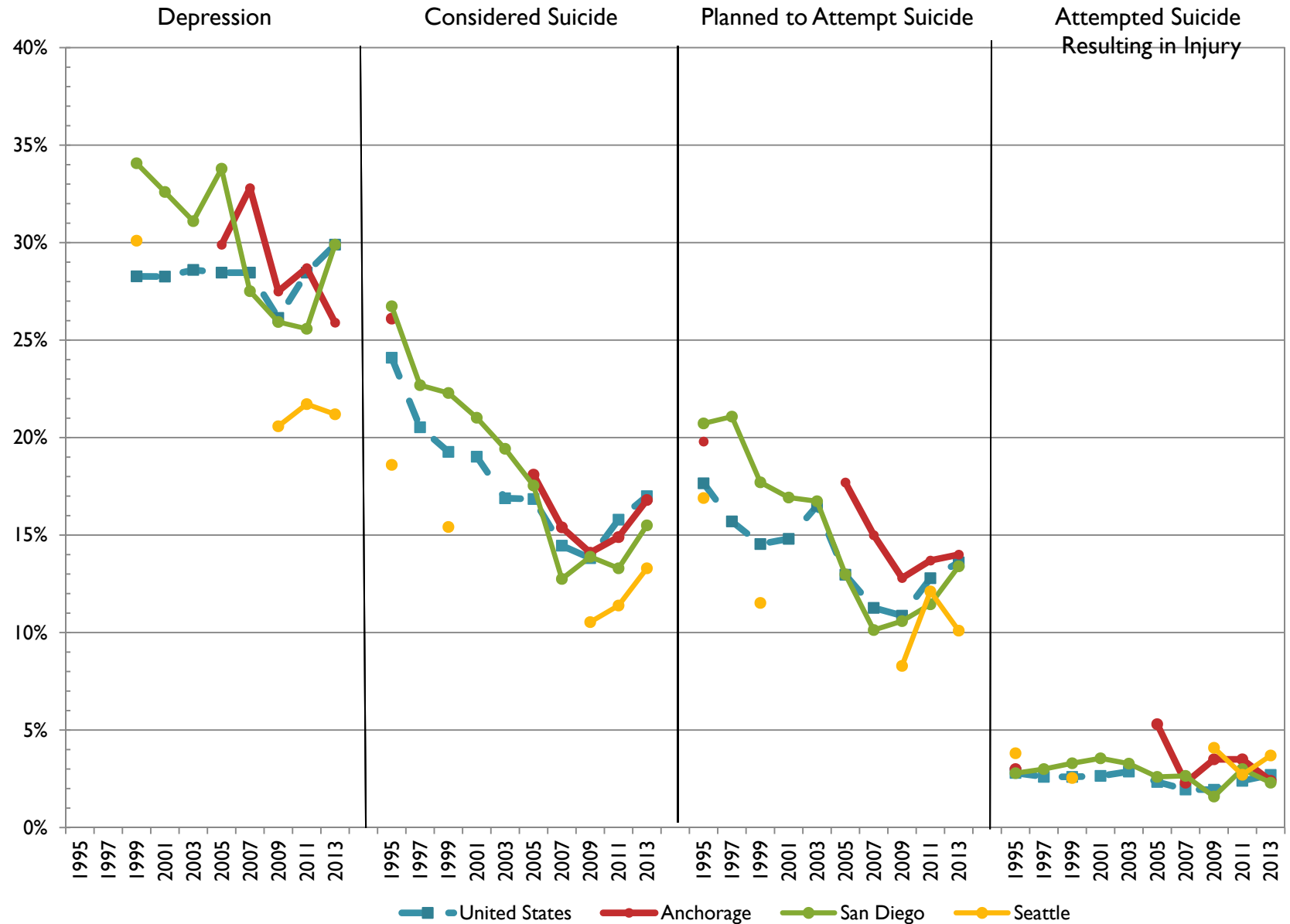
Worse Than	Same As National Average	Better Than
	Cocaine – Lifetime Use	Alcohol – Current Use & First Use
	Heroin – Lifetime Use	Tobacco – Current Use & First Use
	Methamphetamine-Lifetime Use	Alcohol – Binge Drinking
	Ecstasy – Lifetime Use	Tobacco – Use at School
	Suicide - Considered	Marijuana – Current Use & First Use
	Suicide - Planned	Inhalants – Lifetime Use
	BMI	Sex before Age 13
	In Physical Fight	Use Condoms & Birth Control Pill
	Injured in a Fight	Depression
	Seat Belt Use	Suicide Attempt to Medical Help
	Felt Unsafe T/F @ School	Self Report Overweight
	Bullying at School	Dating Violence
	Cyber Bullying	Dating Rape
		Bicycle Helmet Use
		Drove While Drinking
		Riding with a Drinking Driver
		Bicycle Helmet Use
		Carried a Gun
		Carried a Weapon
		Carried a Weapon at School



# A Look at Trust Constituents: Present and Future – Mental Illness

# Depression & Suicide

In the past 12 months



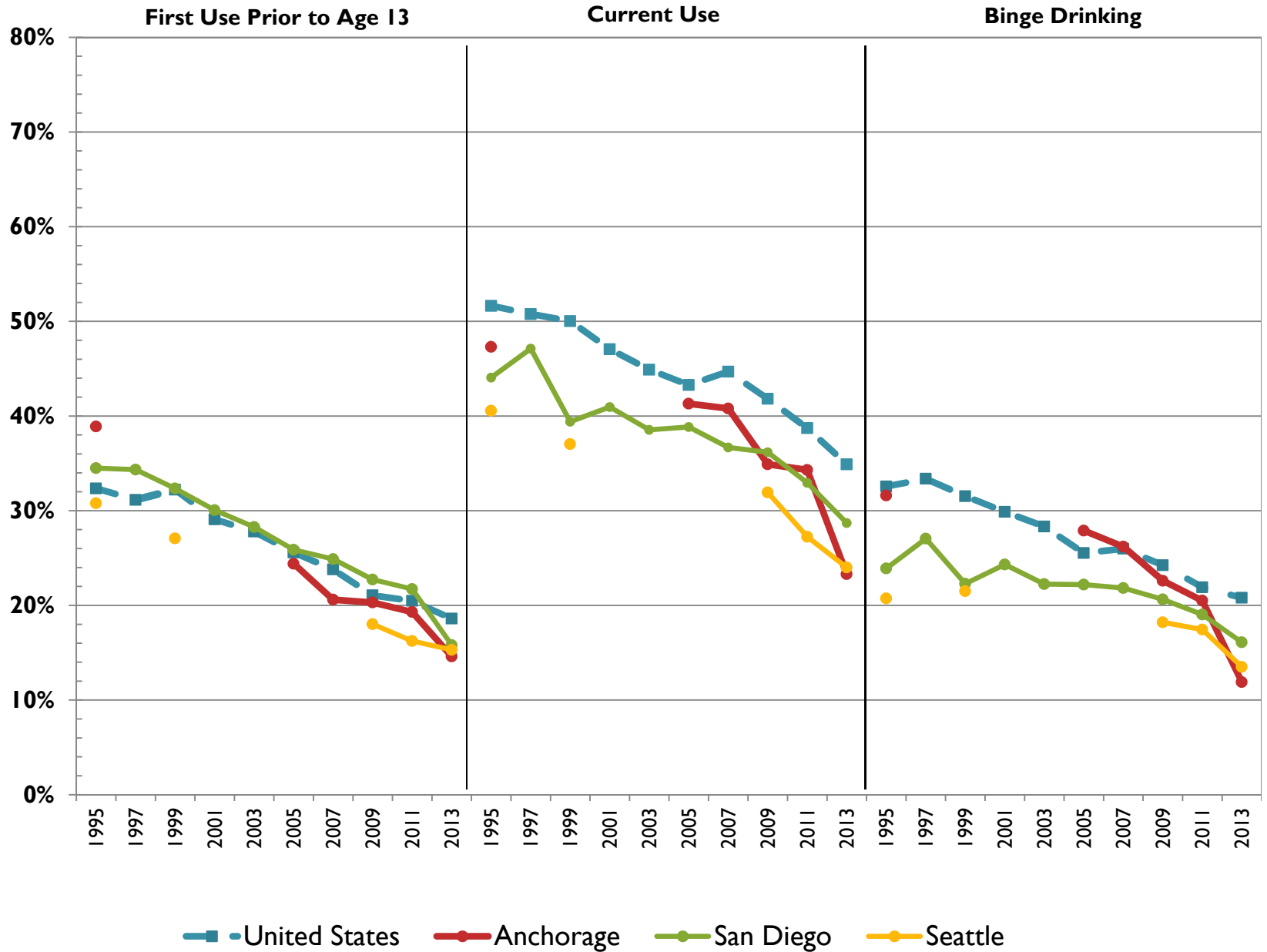


**A Look at Trust Constituents:**

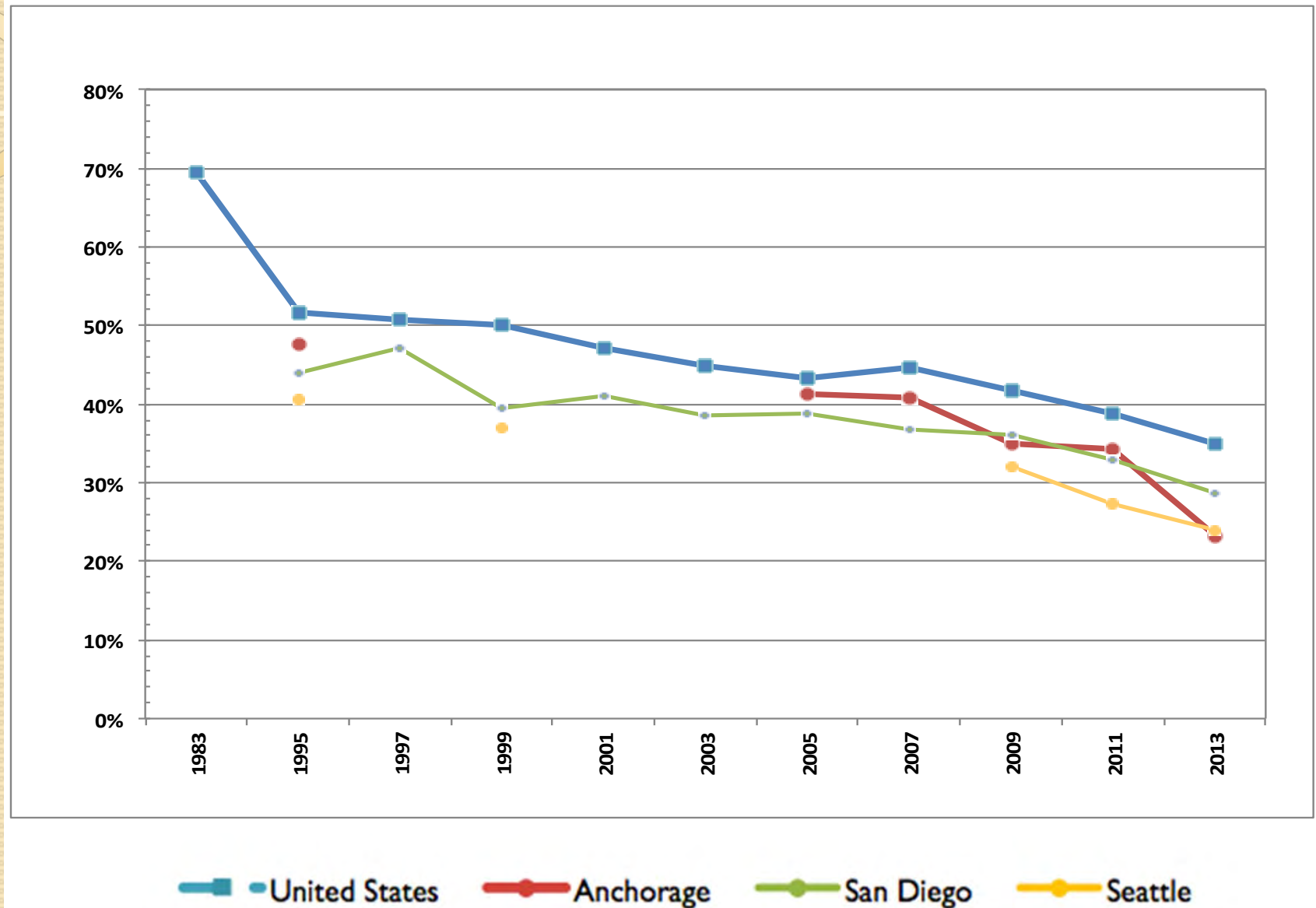
**Present and Future –**

**Alcoholism-Substance Abuse**

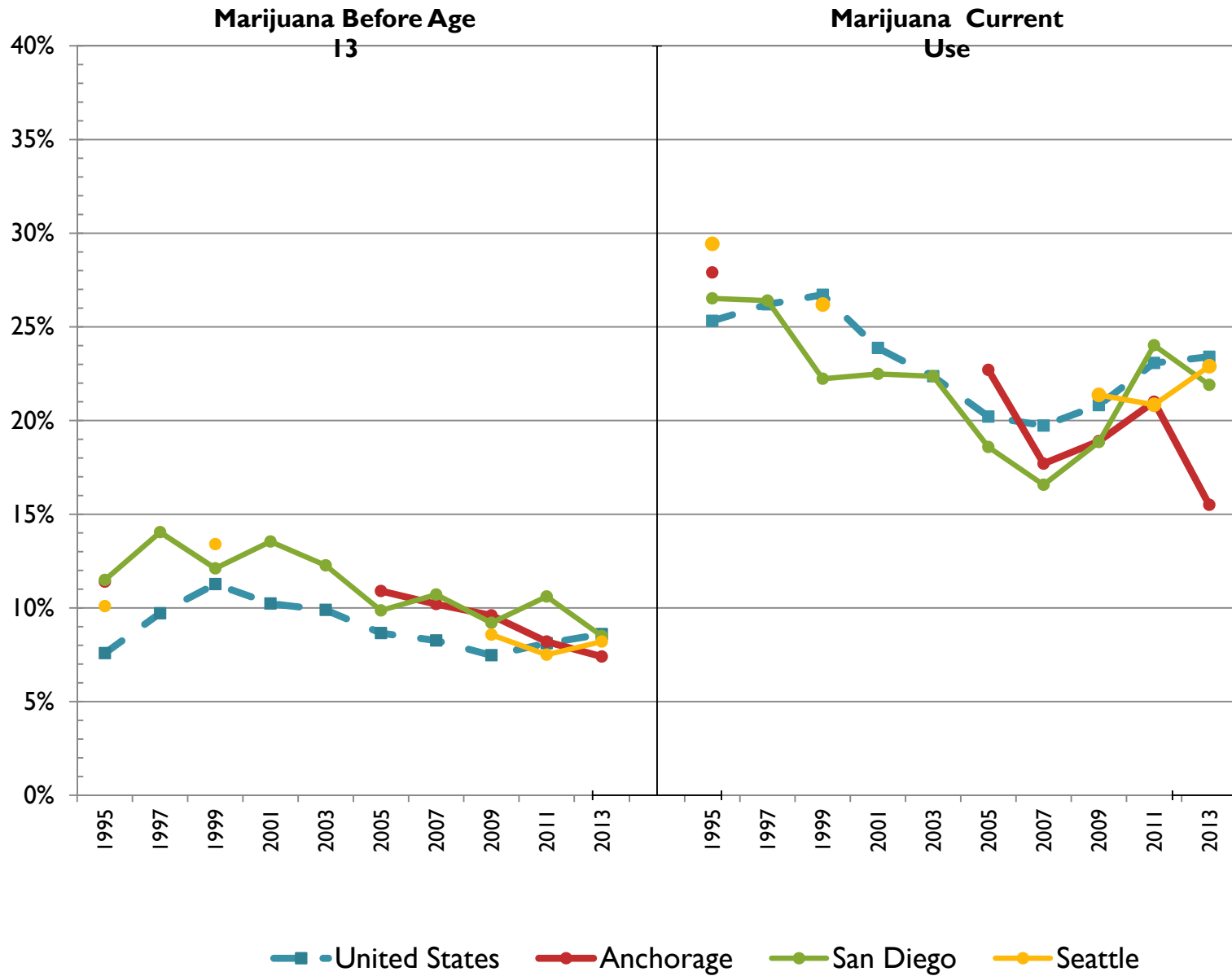
# Alcohol Use




# Current Alcohol Use 1983-2013



# Marijuana



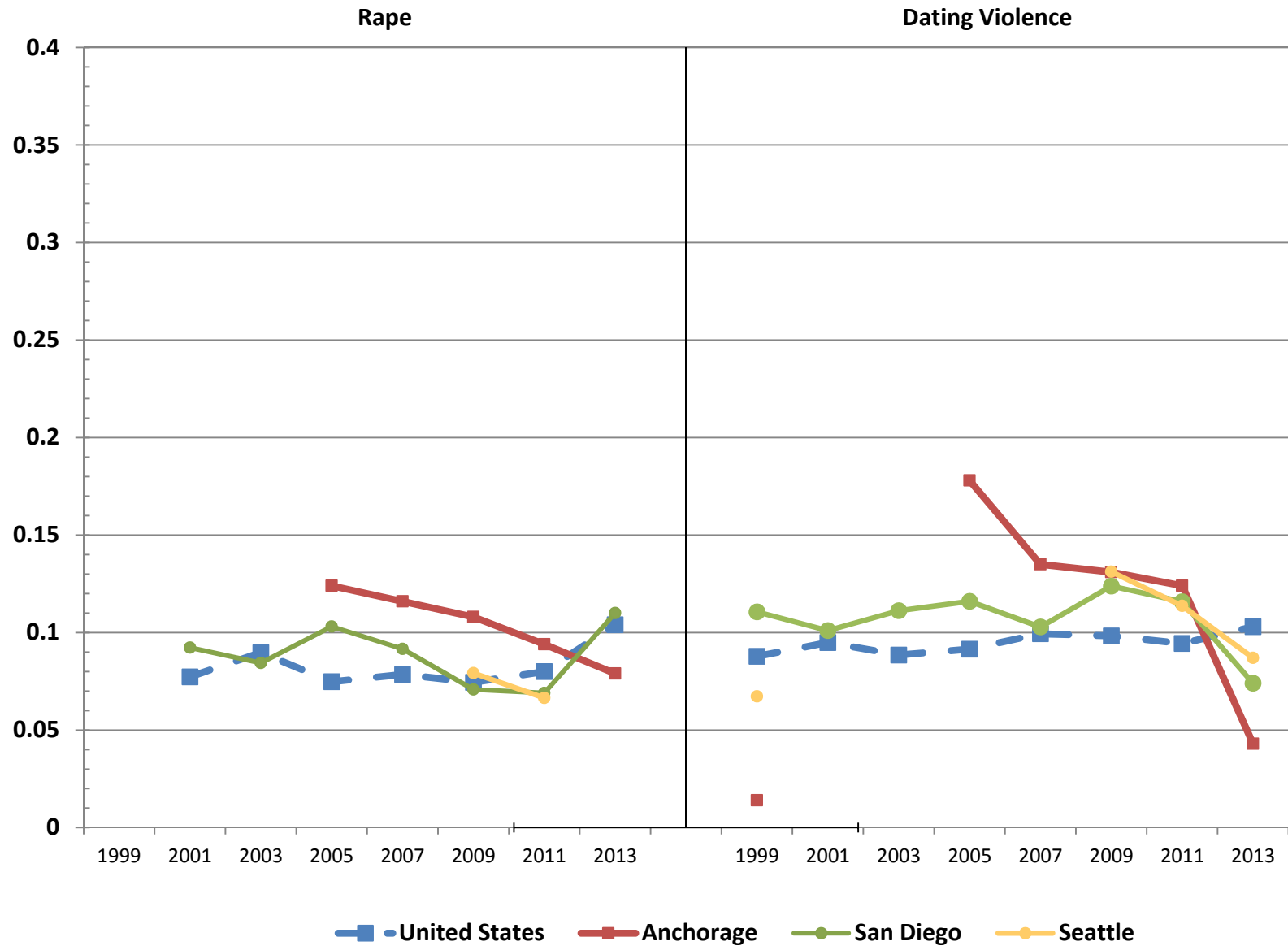


# A Look at Trust Constituents: Present and Future – DOC Beneficiaries



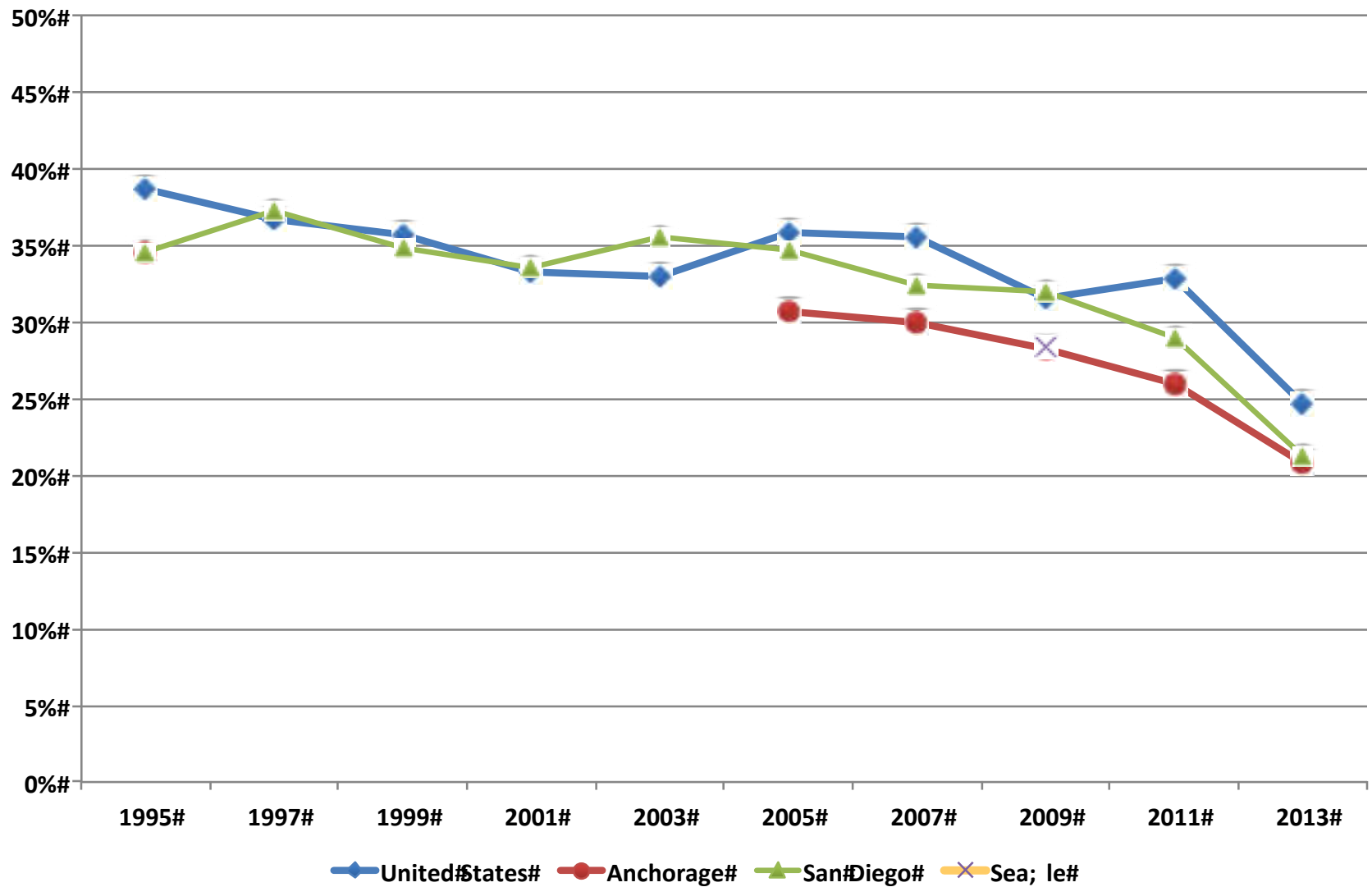
# Sexual Violence

In the past 12 months



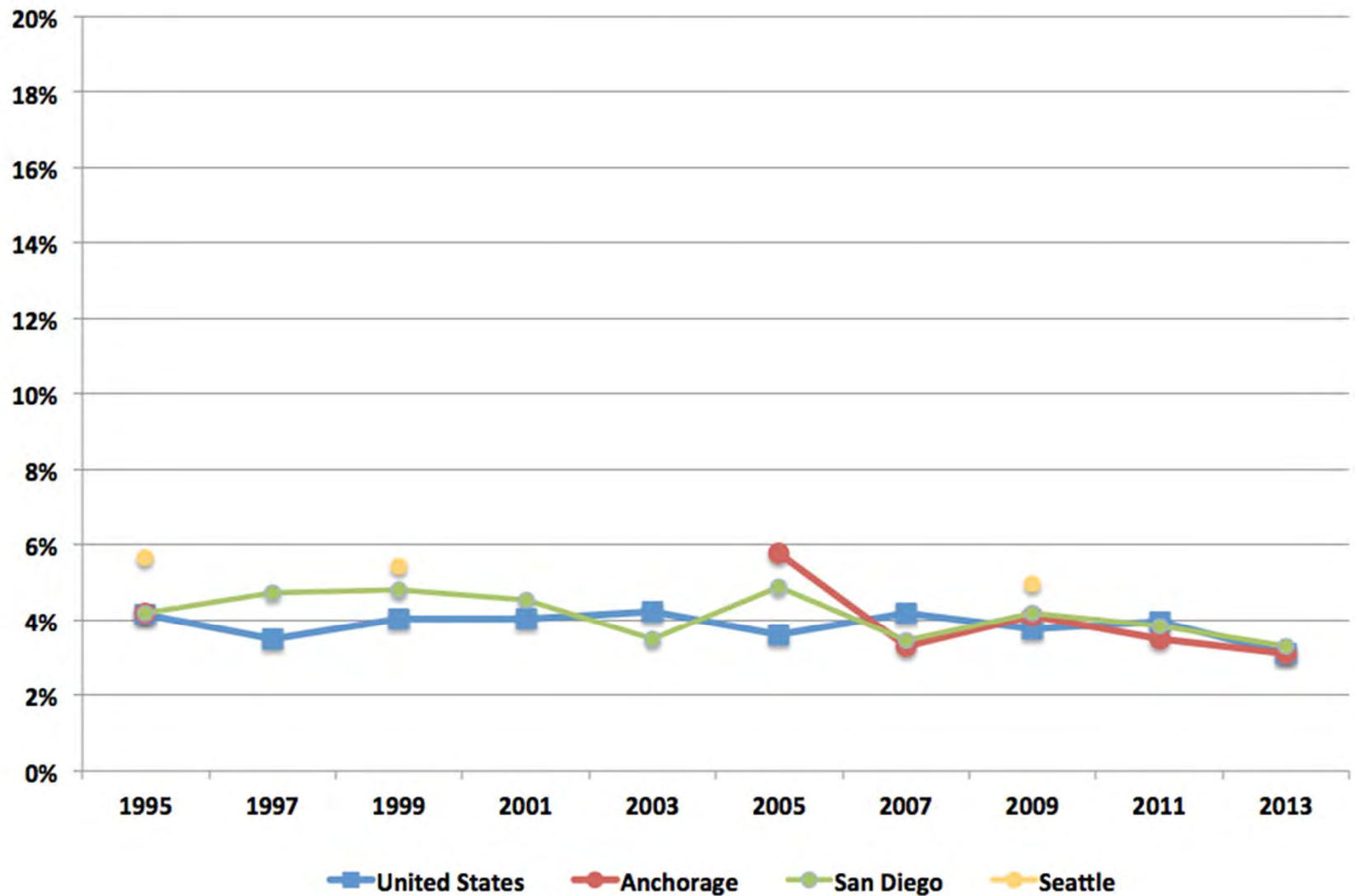
# Physical Fighting

In the past 12 months

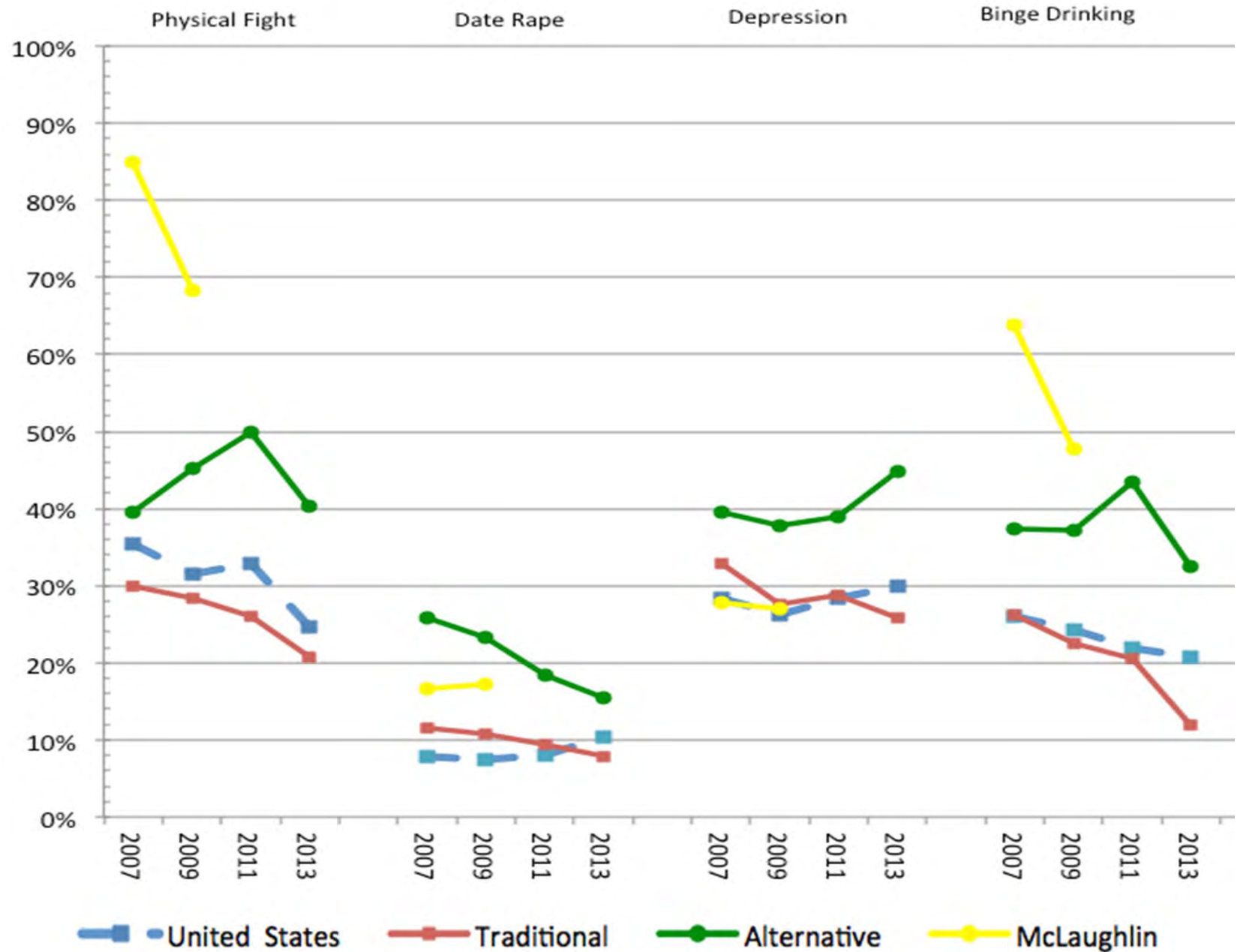


# Injured in a Physical Fight

In the past 12 months



# Traditional-Alternative-McLaughlin Comparison





# At the Same Time: Between 1995-2013

1. Spirit of Youth; Alaska Teen Media Institute
2. Anchorage Youth Development Coalition
3. Alaska Injury Prevention Center Media Literacy/Awards
4. United Way: Anchorage United for Youth
5. ASD – Safe & Drug Free Schools
6. Anchorage's Promise
7. Prime for Life Alternative to Suspension
8. Alaska Youth Advocates – POWER Program
9. RWJ – Reclaiming Futures
10. Red Ribbon Coalition – Parents Who Host ...
11. Anchorage Youth Court
12. AASB – ICE: Helping Kids Succeed; Alaska Style
13. Anchorage Afterschool Providers
14. Early Childhood Coalition – SEL Standards
15. CITC SAMHSA Strategic Prevention Framework Grant
  1. VOA-CMCA
  2. Southcentral Foundation Primary Care Assessment
  3. ASD Second Order Change
16. Faith-Based Youth Development efforts



# In Terms of Dollars: Between 1995-2013

## ASD Safe and Drug Free Schools and Social-Emotional Learning Department

1. Formula Funding (Federal):	\$6,910,682.
2. National Competitive Grants:	\$3,759,901.
3. CITC – Strategic Prevention Grant:	\$980,000.
4. AASB- Initiative for Community Engagement:	\$2,063,770.
5. State Competitive Grants:	
\$2,825,117.	
6. Local Competitive Grants:	\$123,640.

<b>Total:</b>	<b>\$16,663,110.</b>
---------------	----------------------

Average per year (18):	\$925,728.00
------------------------	--------------

Current per year:	\$250,000.00
-------------------	--------------



# Prevention Dollars: Between 1995-2013

## Targeting Anchorage Youth

1. Alaska School Boards –ICE (non-ASD)	\$1,959,900.
2. Anchorage School District	\$16,663,110.
3. CITC – Strategic Prevention Grant	\$4,020,000.
4. Anchorage United for Youth	
5. AK DBH (non-ASD)	\$9,537,858.
6. RWJ Reclaiming Futures	\$2,387,400.
7. SAMHSA Coalition Grants	
1. AYDC	\$749,995.
2. Red Ribbon	\$499,995.

<b>Total:</b> (minimum)	<b>\$35,818,258.00</b>
-------------------------	------------------------

Average per year (18):	\$1,989,903.00
------------------------	----------------


Current per year:	\$1,965,523.00
-------------------	----------------



# Putting This Research Study To Use:

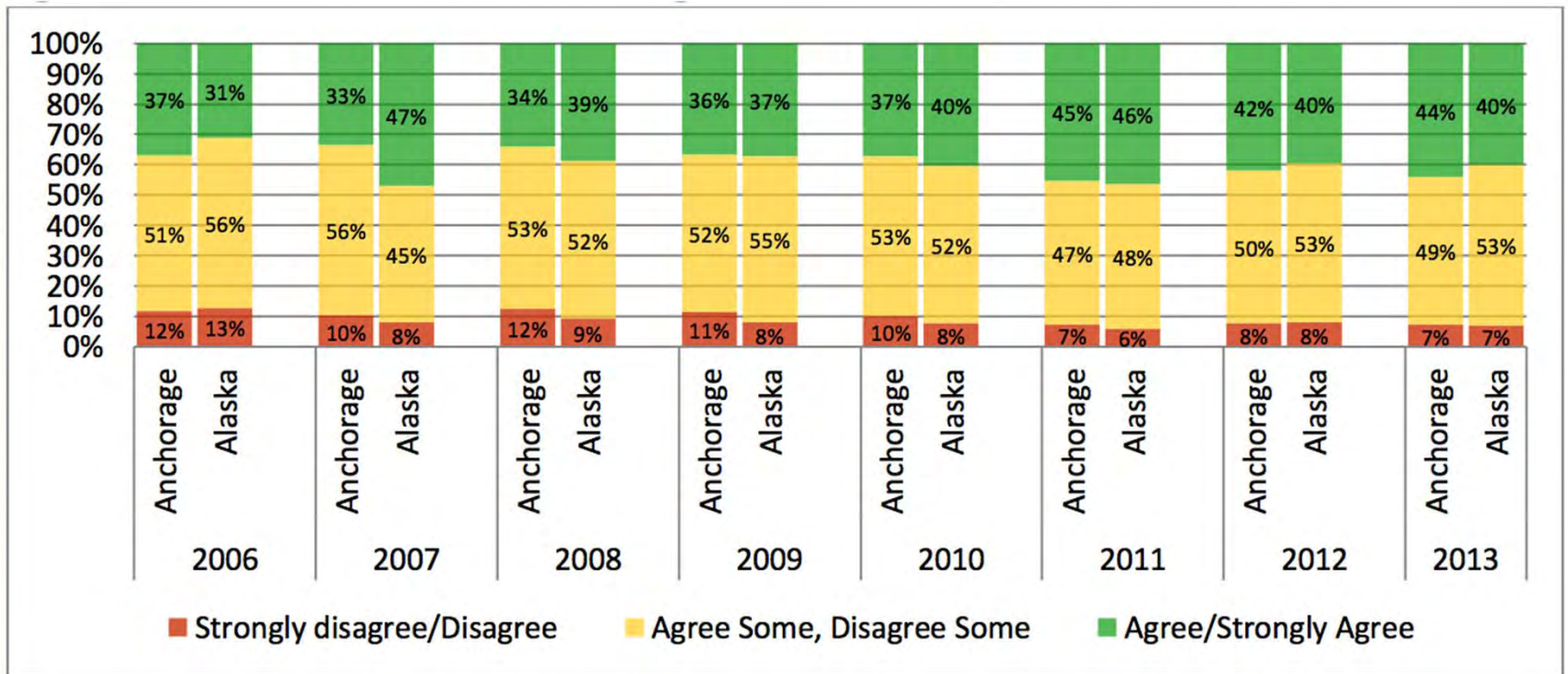
1. Anchorage Youth Development Coalition
2. Volunteers of America
3. Spirit of Youth
4. Anchorage School District
5. Cook Inlet Tribal Council (CITC)
6. ABADA
7. United Way of Anchorage
8. Association of Alaska School Boards
9. Alaska Injury Prevention Center
10. 90% By 2020
11. ARISE
12. Alaska Afterschool Network





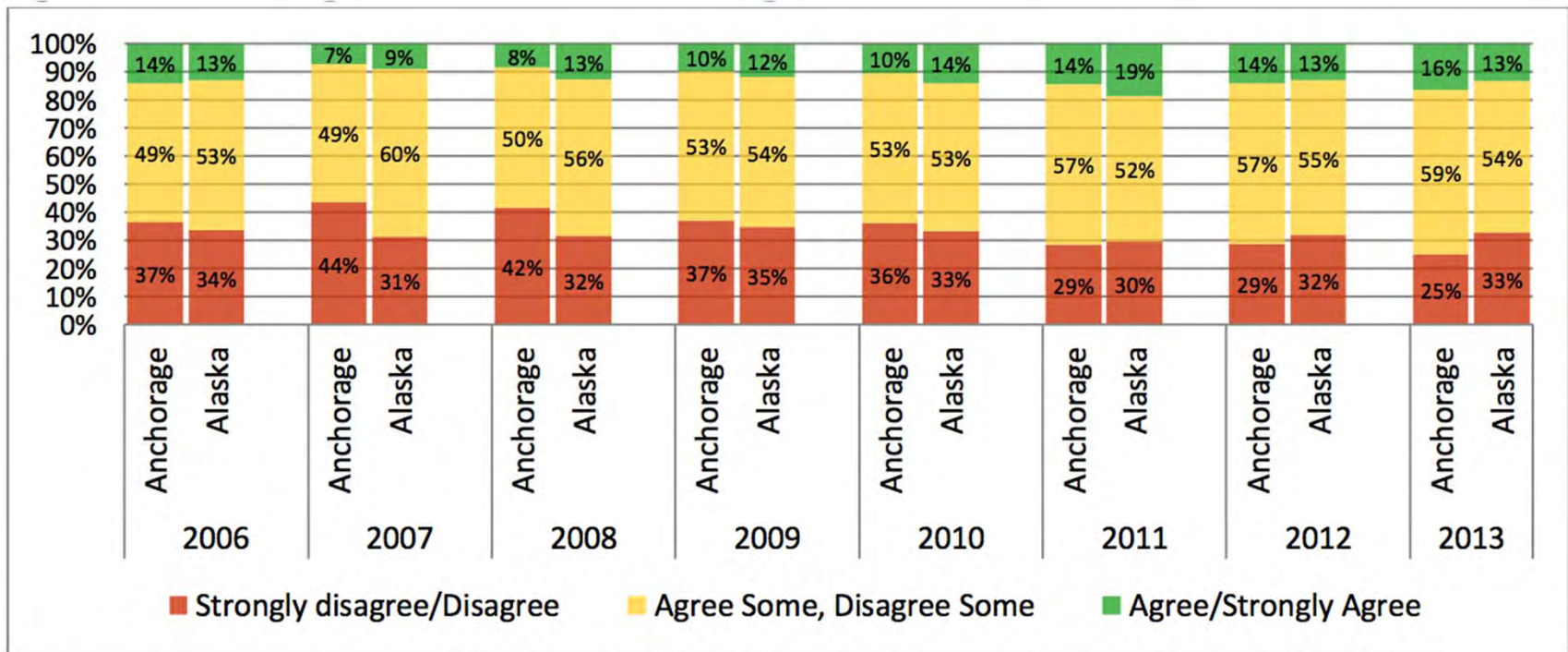
# **Addendum: A Look at Trust Constituents Supplemental Charts**

# SCCS: Connection to School



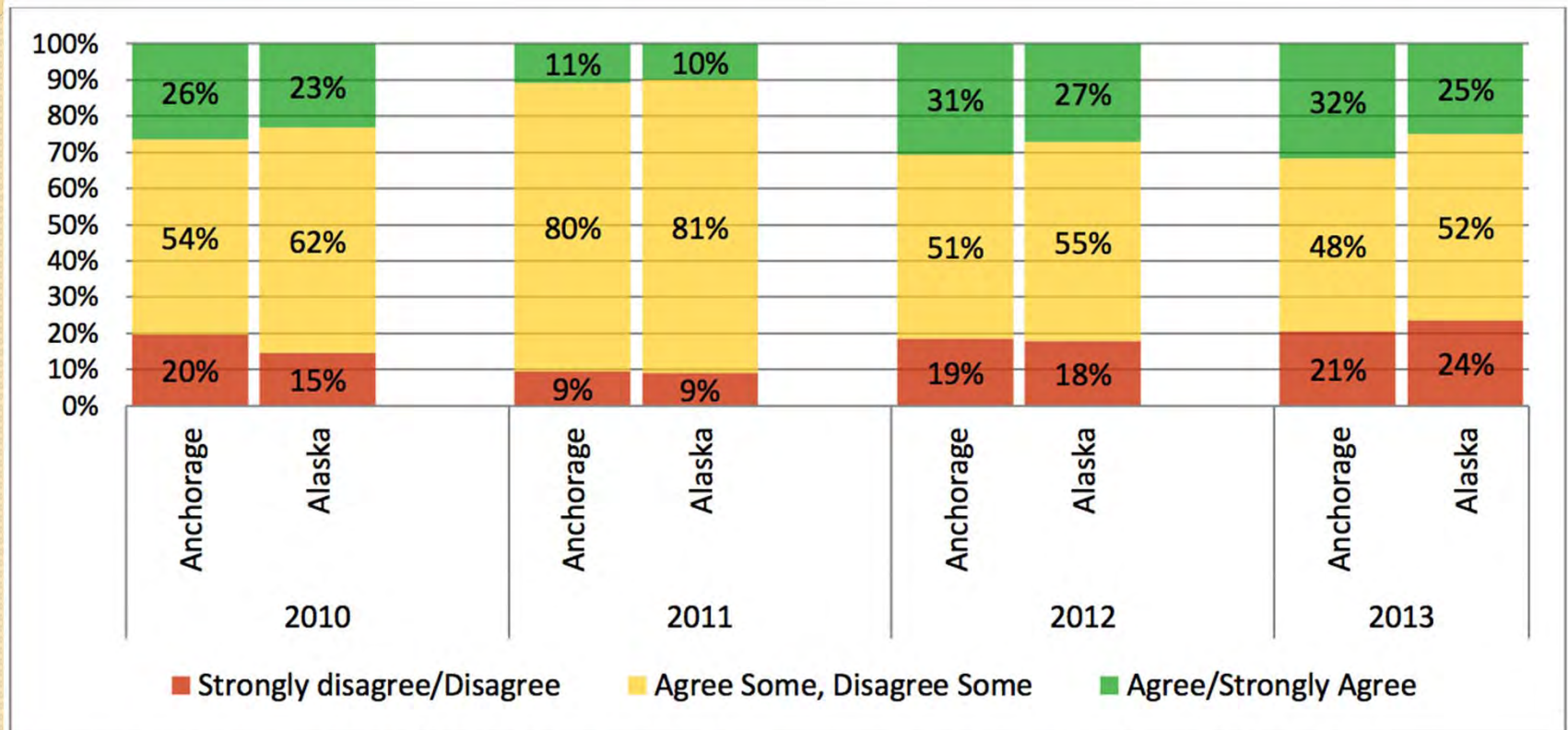
Source: Association of Alaska School Boards, School Climate and Connectedness Survey, 2006–2013

# SCCS: Peer Climate



Source: Association of Alaska School Boards, School Climate and Connectedness Survey, 2006–2013

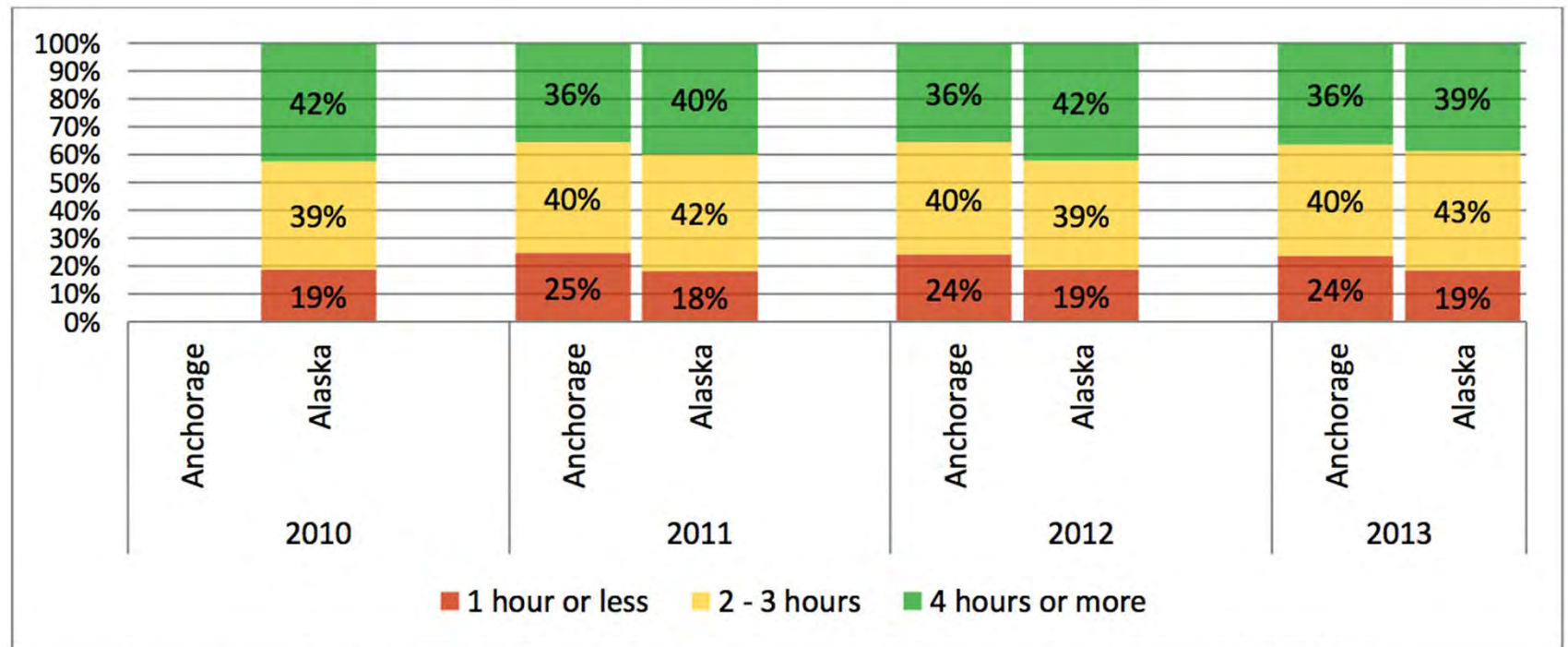
# SCCS: Community Support



Source: Association of Alaska School Boards, School Climate and Connectedness Survey, 2010–2013

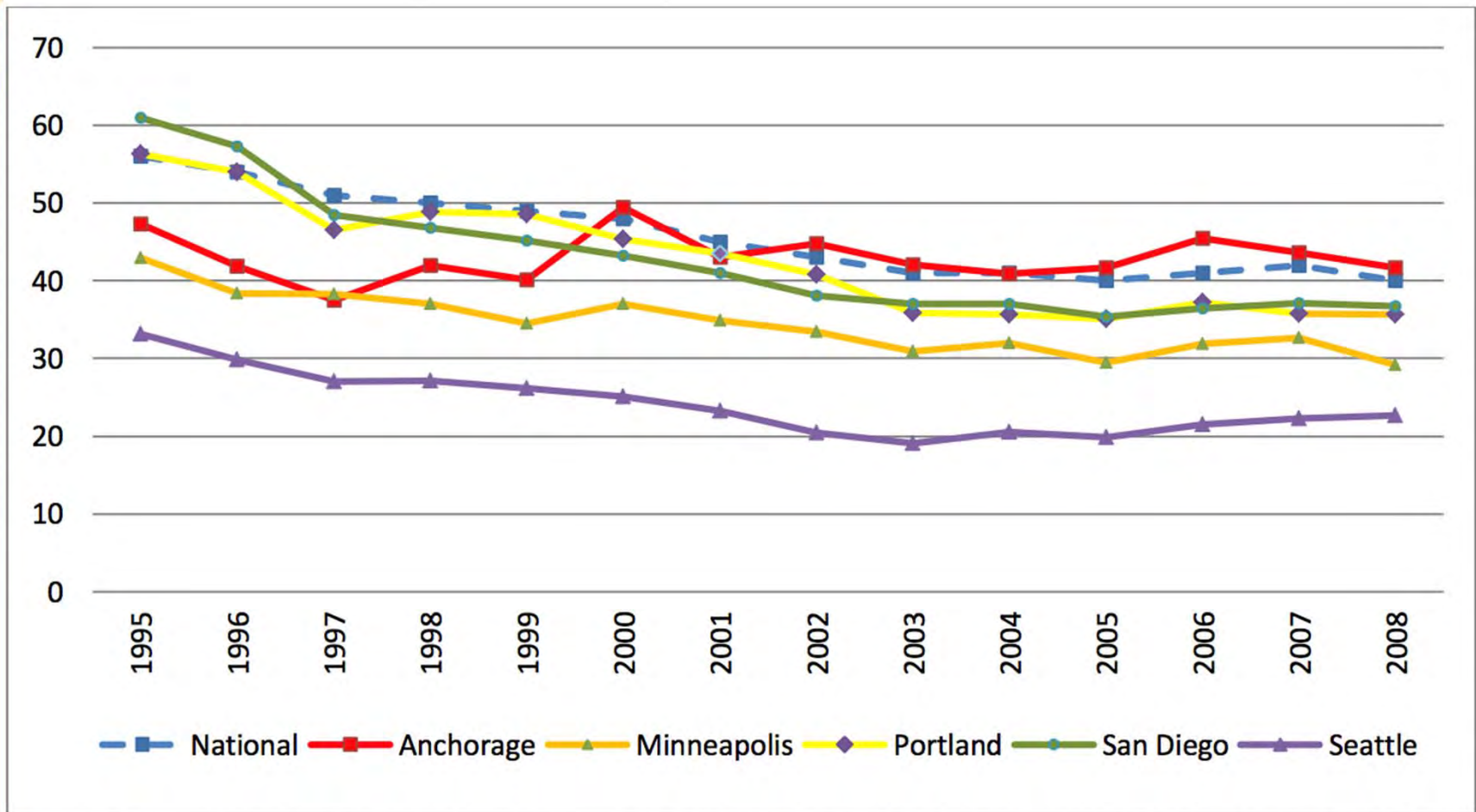


# Youth Involvement in Extra-Curricular Activities and Volunteering



Source: Association of Alaska School Boards, School Climate and Connectedness Survey, 2010–2013

# Teen Birth Rates



Source: Centers for Disease Control and Prevention, National Center for Health Statistics, National Vital Statistics System, 1995–2008

# Sexual Activity

